

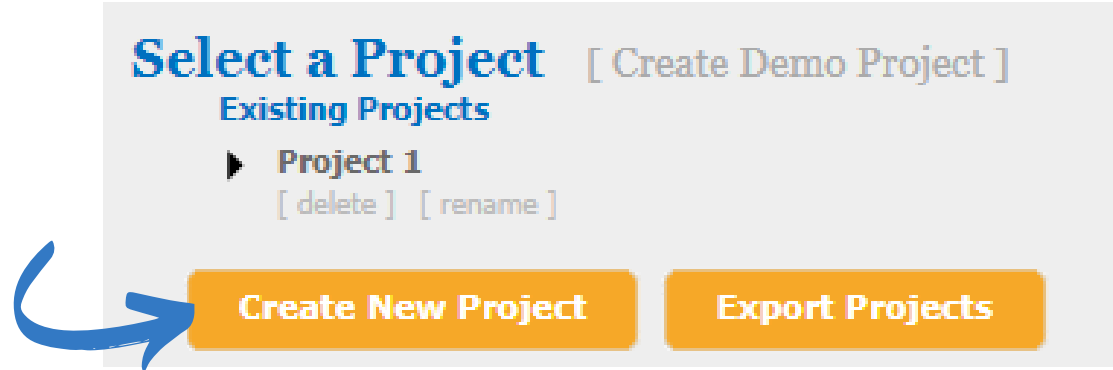
CREATING NEW PROJECTS

COMET-FARM™

Projects in COMET-Farm™ allow for users to estimate the "carbon footprint" for all or part of the farm/ranch and allows for users to evaluate different scenarios for reducing greenhouse gas emissions and sequestering more carbon. General guidance is provided about potential changes to your management practices that are likely to sequester carbon and reduce greenhouse gas emissions.

1. SELECT CREATE NEW PROJECT & NAME YOUR PROJECT





This new project will now appear **bolded** in the grey *existing projects* pane on the left.



2. SELECT CATEGORY FOR CURRENT PROJECT & DEFINE ACTIVITIES

Selected Activities for the Current Project:

Project 1

- ☐ All Categories - Full Accounting
- ☐ Cropland, Pasture, Range, Orchards/Vineyards 
- ☐ Animal Agriculture 
- ☐ Agroforestry 
- ☐ Forestry 

Define Activities >>

- **Cropland, Pasture, Range, Orchards/ Vineyards**- module incorporates emissions resulting from these practices
- **Animal Agriculture**- module incorporates emissions resulting from raising livestock. Methane Nitrous Oxide emissions are the main components.
- **Agroforestry**- module incorporates emissions resulting from managing silvopasture systems, riparian buffers, wind breaks and alley crops.
- **Forestry**- module incorporates emissions resulting from managing woodlots and forest stands

- **Features found on Activities page:** The blue question marks provide information on the land use categories, and what can be evaluated
- **Helpful tips:**
 - Frequently asked questions are answered on the right side of the activities window
 - Projects can be deleted by clicking "delete" under the project name
 - Projects can be renamed by clicking "rename" under the name